



am-orion-lt

Fund Description

The first open-end investment fund established in Lithuania that started its activities on 9 April 2001. Fund invests in Baltic region equity, listed on the NASDAQ OMX Baltic Stock Exchanges

Fund Facts

Fund type
Codes
 ISIN code LT0000990012
 Bloomberg code OAMOBFF1L LH
 Index Bloomberg code OMXBBGI

Fund type
 UCITS III eligible Yes
 Legal form UCITS, ICVC
 Underlying holdings Equities & cash
 Inception date 2001 04 09
 Managing company Orion Asset Management
 Supervisor Bank of Lithuania
 Notified in Lithuania, Sweden, Norway
 Custodian AB SEB bankas
 Settlement date T + 2
 Treatment of income Capitalization
 Suggested investment period 2-5 years
 Market maker Orion Securities

Fees
 Management fee 1.0%
 Subscription fee** 2.0%
 Redemption fee** 1.0%
 **These fees are not applied if buy on Stock Exchange

Main indicators

Indicator	Index	Fund
Number of Holdings	24	24
Standart Deviation	10.35%	10.23%
Alpha		-2.66%
Beta		0.96
Sharpe ratio	6.76	6.09
Correlation coefficient		0.983
Tracking Error		1.80%
Portfolio turnover ratio		17.15%
Total Expense Ratio		3.11%
Average Annual Return		9.05%

Contacts

Address A. Tumėno st. 4, West entrance, 12th floor, LT-01109 Vilnius, Lithuania
 E-mail info@orionam.lt
 Website www.orionam.lt

TOP 10 holdings (%)

LHV Group	19%
AB Ignitis grupė	16%
AB Šiaulių bankas	13%
Tallinna Sadam	5%
AS Tallink Group	5%
Tallinna Kaubamaja	5%
Coop Pank share	5%
AB Telia Lietuva	5%
AS Tallina Vesi	3%
Harju Elekter	3%

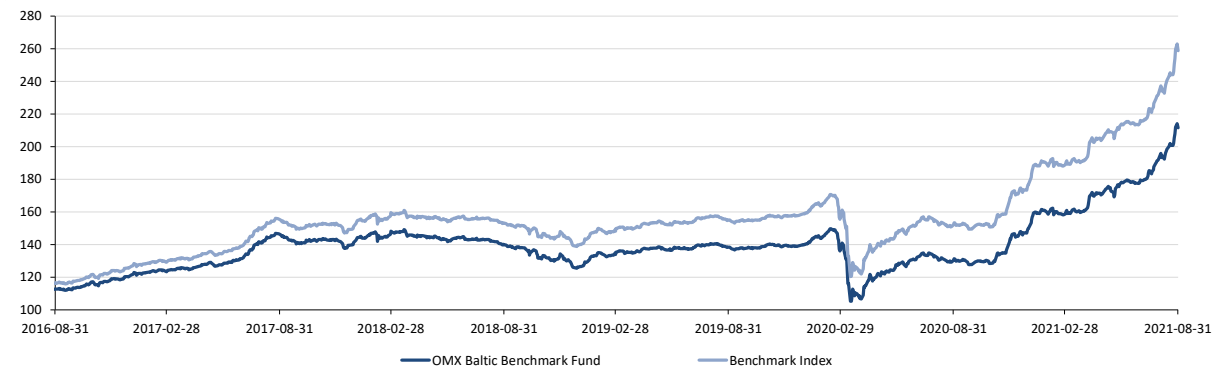
Fund Information

Net Asset Value	2.57 mln.
NAV per unit	16.2172
Fund currency	EUR

Fund performance, %

Period	YTD	1m	3m	6m	1y	3y	5y	Since inception
Fund	41.24	10.19	18.70	33.64	62.28	51.29	87.75	485.92
Index	46.43	11.50	20.96	37.43	69.90	69.04	122.54	311.26

Fund's unit value change

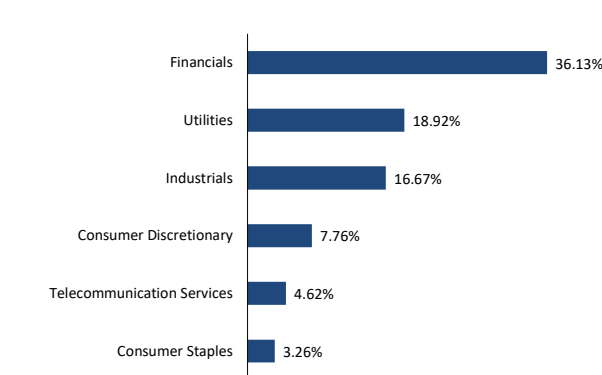


Historical results, %

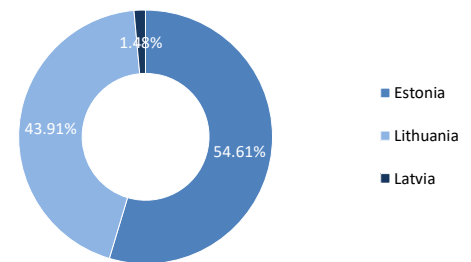
	2001*	2002	2003	2004	2005	2006	2007	2008	2009	2010	2011	2012	2013	2014	2015	2016	2017	2018	2019	2020
Fund	-6.75	0.54	83.82	49.19	34.23	4.98	8.69	-67.69	38.82	54.65	-24.58	23.45	9.44	-8.87	11.64	18.10	16.80	-10.51	10.40	7.08
Index	-12.69	12.20	105.80	68.18	52.93	9.78	4.38	-65.14	46.04	56.49	-19.11	26.63	12.16	-7.65	14.43	21.57	19.78	-7.44	12.84	11.27

* since 9-Apr-2001

Sector allocation (by GICS)



Equities by country



Important notice

OMX Baltic Benchmark Fund may not be suitable for all investors. Management Company does not guarantee the performance of the Fund. Fund's results in the past do not guarantee or in any way affect future results. Further, Management Company and/or its affiliated companies and/or their employees from time to time may hold shares or holdings in the underlying shares of any security included in this document and may as principal or agent buy or sell securities. OMX Baltic Benchmark Fund is Investment Company with Variable Capital, which is authorised and regulated by the Central Bank of the Republic of Lithuania. This document was issued for informational purposes only and is not constructed as an offer, recommendation or invitation to buy/sell Fund's shares. It is strongly recommended to overview Fund's Prospect and Articles of Association before making a decision to invest in the Fund.