



am-orion-lt

Fund Description

The first open-end investment fund established in Lithuania that started its activities on 9 April 2001. Fund invests in Baltic region equity, listed on the NASDAQ OMX Baltic Stock Exchanges

Fund Facts

Codes
ISIN code LT0000990012
Bloomberg code OAMOBFF1L LH
Index Bloomberg code OMXBBGI

Fund type

UCITS III eligible Yes
Legal form UCITS, ICVC
Underlying holdings Equities & cash

Inception date 2001 04 09
Managing company Orion Asset Management
Supervisor Bank of Lithuania

Notified in Lithuania, Sweden, Norway
Custodian AB SEB bankas
Settlement date T + 2
Treatment of income Capitalization
Suggested investment period 2-5 years
Market maker Orion Securities

Fees

Management fee 1,0%
Subscription fee** 2,0%
Redemption fee** 1,0%

**These fees are not applied if buy on Stock Exchange

Main indicators

Indicator	Index	Fund
Number of Holdings	24	24
Standard Deviation	9,36%	9,51%
Alpha		-3,55%
Beta		0,99
Sharpe ratio	4,42	3,80

Corelation coefficient	0,983
Tracking Error	1,24%
Portfolio turnover ratio	17,15%
Total Expense Ratio	3,11%
Average Annual Return	8,20%

Contacts

Address A. Tumėno st. 4, West entrance,
12th floor, LT-01109 Vilnius, Lithuania
E-mail info@orionam.lt
Website www.orionam.lt

TOP 10 holdings (%)

LHV Group	18%
AB Ignitis grupė	16%
AB Šiaulių bankas	13%
AS Tallink Group	8%
Tallinna Sadam	7%
AB Telia Lietuva	6%
Tallinna Kaubamāja	5%
Harju Elekter	4%
AS Tallina Vesi	3%
Coop Pank share	3%

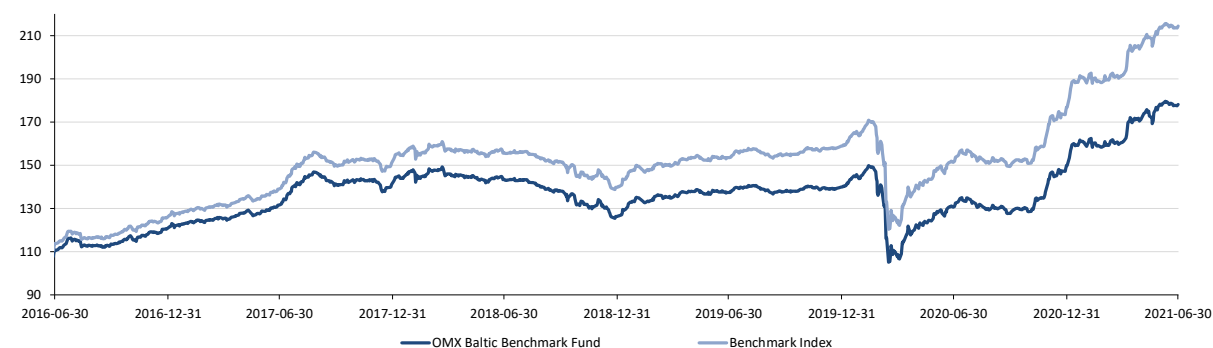
Fund Information

Net Asset Value	2.17 mln.
NAV per unit	13,6536
Fund currency	EUR

Fund performance, %

Period	YTD	1m	3m	6 m	1y	3y	5y	Since inception
Fund	18,92	-0,06	10,98	18,92	36,15	24,11	60,86	393,29
Index	21,29	0,20	11,95	21,29	41,37	37,45	88,38	240,66

Fund's unit value change

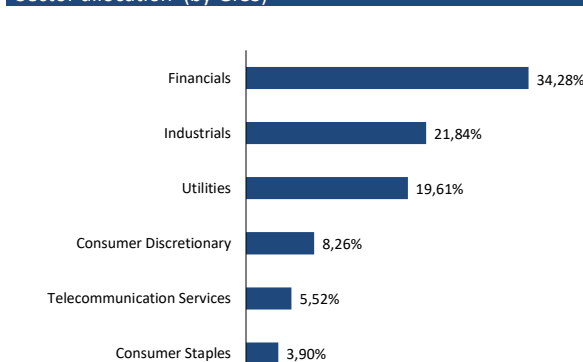


Historical results, %

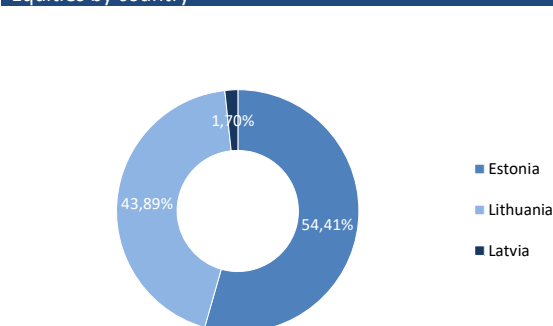
	2001*	2002	2003	2004	2005	2006	2007	2008	2009	2010	2011	2012	2013	2014	2015	2016	2017	2018	2019	2020
Fund	-6,75	0,54	83,82	49,19	34,23	4,98	8,69	-67,69	38,82	54,65	-24,58	23,45	9,44	-8,87	11,64	18,10	16,80	-10,51	10,40	7,08
Index	-12,69	12,20	105,80	68,18	52,93	9,78	4,38	-65,14	46,04	56,49	-19,11	26,63	12,16	-7,65	14,43	21,57	19,78	-7,44	12,84	11,27

* since 9-Apr-2001

Sector allocation (by GICS)



Equities by country



Important notice

OMX Baltic Benchmark Fund may not be suitable for all investors. Management Company does not guarantee the performance of the Fund. Fund's results in the past do not guarantee or in any way affect future results. Further, Management Company and/or its affiliated companies and/or their employees from time to time may hold shares or holdings in the underlying shares of any security included in this document and may as principal or agent buy or sell securities. OMX Baltic Benchmark Fund is Investment Company with Variable Capital, which is authorised and regulated by the Central Bank of the Republic of Lithuania. This document was issued for informational purposes only and is not constructed as an offer, recommendation or invitation to buy/sell Fund's shares. It is strongly recommended to overview Fund's Prospect and Articles of Association before making a decision to invest in the Fund.